




# CAMPUS SECURITY PRODUCTS



 Request a Sample Packet



# STOCK PRODUCTS

IF YOU'RE LOOKING FOR A QUICK



Permits are sequentially numbered within each pack!



Ready to ship the next day!



Affordable alternative for identifying who belongs in your parking facility.



All stock products are printed on quality durable materials!

## Hang Tags



**SKU:** STK-01  
**Size:** 2.75"W x 4.75"H  
**Material:** 25-Mil Composite

## AVAILABLE IN 4




## Decals




**SKU:** STK-09  
**Size:** 3"W x 3"H  
**Material:** Non-Destructible Clear Polyester

## Blank Hang Tags



**SKU:** STK-02  
**Size:** 3.5"W x 5.25"H  
**Material:** Lexan

\*To be used with custom decals or be written on with a permanent marker.



**SKU:** STK-03  
**Size:** 2.75"W x 4.75"H  
**Material:** 23-Mil Polyethylene

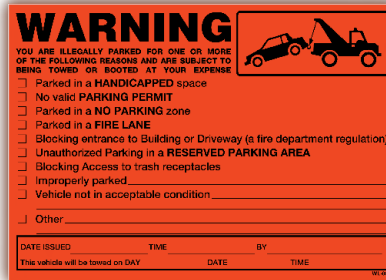
\*To be used with custom decals or be written on with a permanent marker.



## Warning Labels



**SKU:** WL-01  
**Size:** 7.25" W x 3.25" H  
 (6" W x 3.25" H without tab)  
**Material:** Fluorescent adhesive paper  
 \*Sold in Packs of 100.



**SKU:** WL-05  
**Size:** 7" W x 5" H  
**Material:** Fluorescent adhesive paper  
 \*Sold in Packs of 100.



### Need Customization?

All warning labels can be customized to your college or university's needs with the following information:

- Your College or University Logo and contact information
- Your Customized Warning Message
- Violation and Fine Information
- Custom Information Box Included for Violator's Information
- Color may vary from item depicted.



**SKU:** WL-06  
**Size:** 7" W x 5" H  
**Material:** Fluorescent adhesive paper  
 \*Sold in Packs of 100.



**SKU:** WL-07  
**Size:** 7" W x 5" H  
**Material:** Fluorescent adhesive paper  
 \*Sold in Packs of 100.

## Enforcement Decals



**SKU:** NSEC-01-B (Bumper)  
 NSEC-01-W (Inside Window)  
**Size:** 6"W x 8"H  
**Material:** Non-Destructible White Vinyl  
 \*Sold in Packs of 10.



**SKU:** NW-01-B (Bumper)  
 NW-01-W (Inside Window)  
**Size:** 6"W x 4"H  
**Material:** Non-Destructible White Vinyl  
 \*Sold in Packs of 10.



**SKU:** NBLY-01-B (No Bullying Bumper)  
 NCELL-01 (No Cell Phone Bumper)  
**Size:** 4" Diameter  
**Material:** Non-Destructible White Vinyl  
 \*Sold in Packs of 10.



# TEMPORARY PERMITS

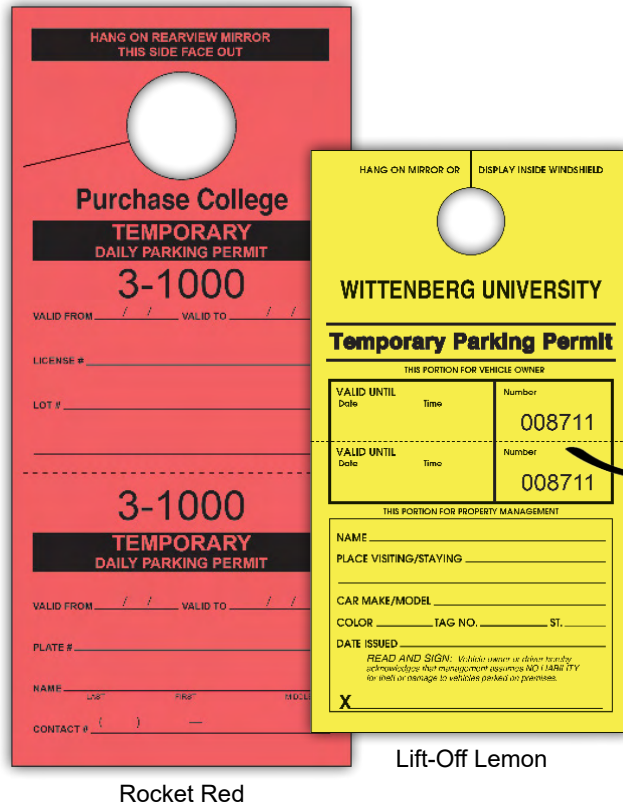
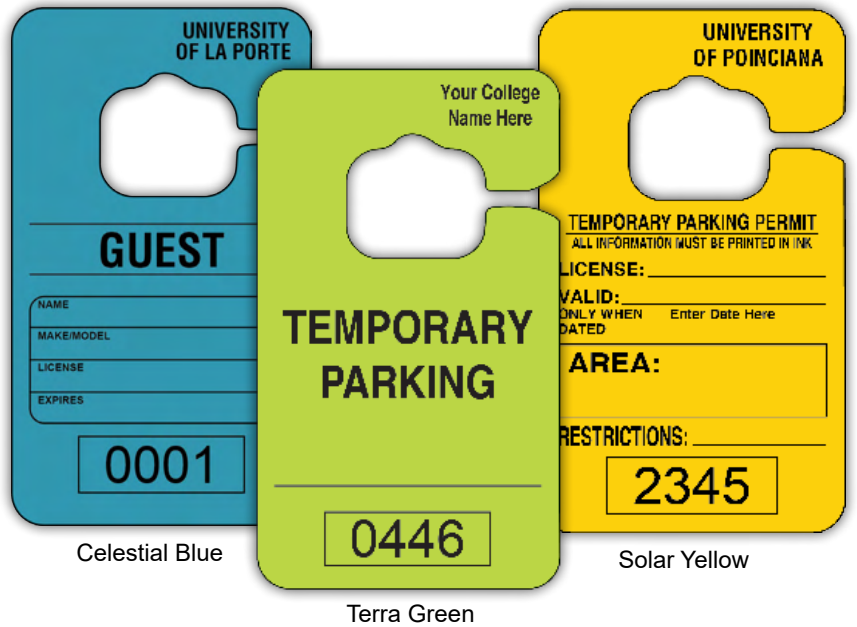
## Temporary Hang Tags

Rydin's paper Temporary Hang Tags are an efficient and cost-effective way to identify visitors. Our standard temporary hang tag is 2.75" by 4.75", and can be customized to your company needs.

Temporary Paper Hang Tags can be printed on the following materials:

- Astrobright® Cover Paper
- 14-Mil Synthetic
- 100# White Gloss Cover
- 110# White Index

## Astrobright® Color Paper Chart



Can Be Perforated!



# TEMPORARY MONTHLY PERMITS



## Scratch-Off Permits

Our Scratch-Off Permits allow you to assign an expiration date at the time the permit is issued. If more than one date is exposed, the permit becomes invalid. Custom sizes are available and back print or instructions are optional features. These permits can also be self laminating, and printed with the scratch off ink to be validated with a hole punch.

As with all our products, we can customize your scratch-off permits to suit the needs of your college or university.



## Book Binding

Temporary Monthly Permit books can be either bound with glue or stapled into books.



## "Punch Style" Permit

Self-Laminating Permit  
Write-In Information, Peel & Secure!




## Adhesive Strips

Adhesive strips can be added by placing two-sided tape on a finished product. The tape has a permanent adhesive on one side and a removable liner on the other. This tape is used for temporary permits, law enforcement tickets and placards that adhere to the front window.





# BICYCLE & MOTORCYCLE DECALS



## Motorcycle Permit Tags

Motorcycle Permit Tags are a great alternative to traditional decals. They're printed on our credit card like composite material and easy to attach with a zip tie.

Permit tags eliminate the hassle of removing sticky adhesive from the commuter's motorcycle.

## We'll secure your campus with our selection of armor.

Wouldn't it be great if permits were harder to counterfeit and easier to identify as valid? Rydin can make that happen in a number of ways.

**2D/3D Holographic Foil Stamping** uses traditional methods to add elegance and security. Contact your sales representative for colors and patterns available.

**Metallic Blast<sup>SM</sup>** is our latest digital method of adding foil to your permits. Almost any color foil can be created using Metallic Blast<sup>SM</sup>.

Both foil methods look great on a hang tag or decal, and can be used on almost any part of your permit — logo, graphics, text, number box, sequence number (Metallic Blast<sup>SM</sup> only), etc.

**QR Codes** make parking even easier by allowing you to scan in and out of areas using your mobile device. This technology speeds up the entrance and exit processes, making parking convenient and stress-free.

**Barcodes** make verifying parking permits faster and eliminate keystroke error in the field.


We use specific barcode symbology (languages) that works with your scanning system. Two of the more common barcode languages we use are 3 of 9 and 128.



# BICYCLE & MOTORCYCLE DECALS



## Motorcycle Aluminum Tags



Silver  
A-35



Gold  
A-31



Red  
A-4



Orange  
A-6



Blue  
A-3




Purple  
A-12



Green  
A-36

\*Flat "S" Hooks and "O" Rings available for purchase. Please ask your Account Representative for more details.



**Reflective Material** can be used to create a pressure-sensitive decal or laminated to another material to be used on hang tags. Similar to a stop sign, this material reflects light from headlights or flashlights and provides high visibility at night.

For extra security, add our *exclusive* Rydin Reflex watermark.

**Destructible** materials, such as 80# White Gloss Cover, are designed to rip apart when removed and are to be applied to the inside of the vehicle.

**Semi-Destructible** materials tear when they are removed which reduces the illegal transfer of decals between vehicles.

**Security Slits** are small die-cuts made in a decal. When removed from the windshield, the slits help the decal to rip, shred and tear. The two most popular patterns are Chevron and VOID.

**Void Polyester** (formerly Mylar) is a material when once applied, is very difficult to remove without destroying the permit. It is intended for a single use only. It has special adhesive on the back that if removal of the permit is attempted, the words "VOID" will appear across the permit. This material comes in both silver and white.

## Standard Logos Available:



1270A

1276A



1275A

1269A





# STANDARD HANG TAGS



**DESIGN ONLINE**

## Design Your Own Permits Online!

For more simple designs, you can order one of our standard parking permits online at [www.rydin.com](http://www.rydin.com). We will ship your permits in 10 business days – guaranteed!

With our online design tool, you can easily add your school's logo or create a logo using the graphics, colors, and fonts from our clipart library. All of our standard hang tags and decals are printed on durable quality materials.




**NEW** RV-60



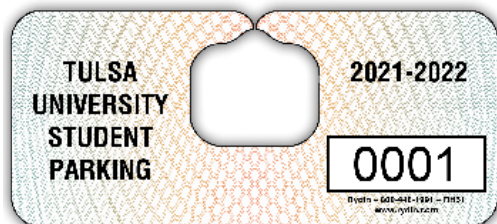
RO-43



**NEW** R-62



M-220



RH-51

### Microprint Technology



This design uses our microprint technology to create a fingerprint pattern composed of the words "GENUINE SECURE". If this permit is photocopied, the text will be distorted when viewed with a loop/magnify glass.

For added security, customize the black "GENUINE SECURE" to the name of your college or university in this fingerprint pattern.

## We have all the finishing touches you need.

When we're finished printing your product, the fun has just begun! Our staff will make sure to put all of the finishing touches on your pieces. Some of our most popular professional finishing services include:

**Sequential Numbering** can be applied to any of our products. Depending on the choice of materials and the production method, sequential numbering can also have a variety of styles and variations.

**Adhesive Strips** are pieces of two-sided tape that are placed on a finished product. The tape usually has a permanent adhesive on one side and a removable liner on the other. This tape is used for temporary permits, law enforcement tickets and placards that adhere to the front window.

**Glue Dots** can be added for when you're looking to temporarily adhere a product to another surface. Glue dots are great for temporary permits and custom products.

**Polybagging** simplifies your distribution process. Your decals or hang tags are inserted into clear plastic bags and delivered in roll form. Permits are pulled from the box in sequential order and are easily removed at perforations. This is great way to organize and store your permits.





**NEW** R-348



**NEW** R-347



**NEW** R-346



**NEW** R-345



R-344



R-301



R-332



MD-300



R-525

**Piggyback Labeling** is a service where labels are applied to the outside of the polybags. They can include the same sequential number as the contents of the polybag. A corresponding barcode with a human readable number is available to make scanning the label at the point-of-sale a breeze.

**String Loops** are made of an elastic string. They can be made in various lengths and are attached to individual pieces. This is a popular feature for event credentials or product tags.

**Shrink-Wrapping** is available for most products. This cost-effective solution provides a layer of protection to your permits while creating convenient-sized packs that allow for easier handling and distribution. Your permits will also come in sequential order.

**Book Binding** is a popular feature for temporary permits, season tickets and non-carbon receipt books. Permit books can be either adhesive bound or stapled and can be customized based on your needs.

**Abrasive Ink** allows you to write with multiple pen inks on your permit. The large white space allows you to easily identify your permit from afar and gather the data needed for identification.

**Glassine Bags** are very beneficial to the permit distribution process. Your products are placed in separate transparent bags that are open on one end. The bags are not on a continuous roll. This option is great way to keep your permits scratch and dust free!





# CUSTOM HANG TAGS


## Customization is our specialty!

Add shape and security to your access control products with Rydin! We offer over 6,000 custom dies and a variety of different security features that provide design flexibility. This is where your typical standard products may not fit your requirements. If we don't have what you're looking for, we can always create a customized permit that is tailored to your specific needs.




### PrismCal® Pattern

This light diffracting, security feature is eye-catching and impossible to counterfeit. It can be added to both hang tags and decals.



Reflective Hang Tag  
Highly visible at night with a quick hit of a flashlight.



### Holographic Security Laminate



Our "Eagle Secure" laminate contains a holographic eagle and key pattern that cannot be photocopied or duplicated. This can be added to any of our composite materials.



Metallic Blast<sup>SM</sup> Global Silver



CALL US TODAY FOR A FREE CONSULTATION!

Call: (569) 756-7816

## Need help promoting the rules? We have your back!

Both the front and the back of the permit contain important information. Choosing to place text or an image on the back of your permits may be a great option for you!

Lower Your Permit Costs!  
Get your permits sponsored by a local business!





### Sequential Numbering:



Can be applied to most any of our products. Depending on the choice of materials and the production method, sequential numbering can also have a variety of styles and variations.

### Sequential Number Sizing Chart

1	2	3	4	5	6	7	8
1"	3/4"	1/2"	3/8"	1/4"	3/16"	1/8"	1/16"

Choose from over 6,000 custom die shapes or create your own!



### INSTRUCTIONS FOR DISPLAYING THIS DECAL

1. **DO** securely affix this decal to the inside of the vehicle on the passenger's side front windshield, making sure it is completely visible from the outside of the vehicle.
2. **DO NOT** tape the decal to the window or laminate it.
3. **DO NOT** cover any part of the decal, especially the barcode and number.
4. **DO** remove any expired permits prior to affixing this one.
5. Failure to abide by these instructions will result in a parking violation.
6. Questions should be directed to Public Safety at 610-683-4860.



- Properly displayed in front parks at all times
- Review rules/regulations
- Acceptance of permit relieves issuing party or its agent of any responsibility for damages to or loss of vehicle, its contents or accessories to any cause whatsoever
- Permit remains property of University of Windsor and IS NOT TRANSFERABLE.
- Not for DUPLICATION, REPRODUCTION OR RESALE.
- If permit is lost or stolen contact Parking Services immediately at 253-3330, ext.3415.
- Lock your vehicle and keep all valuables out of sight.

**Liner Instructions** allow you to communicate your application instructions or directional information on the back of the removable liner.

**Advertisements** allow you to promote your school brand and upcoming special events.

**Permanent Instructions** allow you to communicate information such as rules and regulations or emergency numbers. This information will remain in the vehicle and on the back of the decal for the duration of the life of the permit.

**Business Sponsorships** allow you to keep your permit costs at a minimum and also give a local business prominent advertising within the community.





# CREDENTIALS & EVENT PASSES

## We have your access to the big game!

Credentials and Event Passes are printed on durable material and, with the addition of security features, are almost impossible to reproduce.

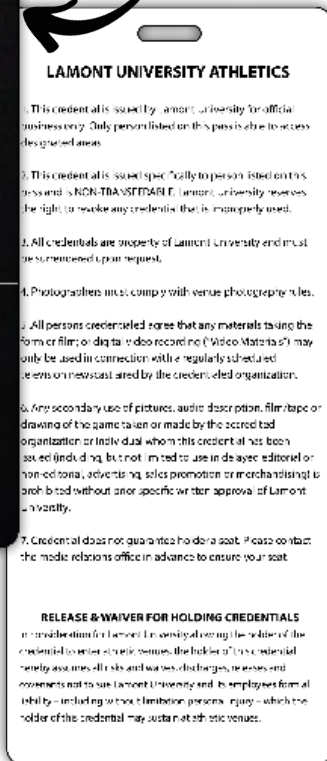
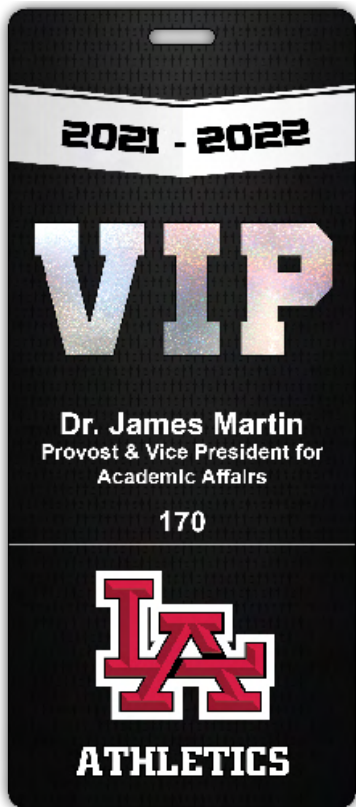
### They're perfect for:


- Season Passes
- Event Access Control Passes
- Media Credentials
- Game Day Credentials
- Recruit Badges
- VIP & Hospitality Badges
- Employee Name Badges
- Zone Based Parking Permits
- Team Luggage Tags



Add a hologram for extra enforcement!

Self-Laminating Employee Name Badge





"Scratch-Off" Style Event Parking Permit



### Barcodes

A barcode can be added to any credential to increase security and identify authorized vehicles.



### Self Laminating Credentials



Self lamination allows you to laminate your credential on the spot! It offers the same benefits as full lamination. Once your credential is sealed, your information is protected and secured. These credentials are the perfect solution for last minute guests that need access to authorized areas at your event.

Insert Photo, Peel-off Liner & Secure!





# SPIRIT DECALS & MAGNETS

## Spirit & Alumni Decals

We can provide your college or university with custom spirit and alumni decals. They can be printed on a variety of different materials and cut into custom die-shapes.



## Sorority & Fraternity Decals

DESIGN ONLINE

Our sorority and fraternity decals are a great way to show Greek pride and recognize members. They can be designed online and can be fully customized to include any sorority or fraternity logo.


## Magnets

We can turn any decal or sticker into a magnet. Add purpose to your magnets by including a sports calendar or a list of important phone numbers.

FOOTBALL			MEN'S SOCCER			WOMEN'S SOCCER		
Date	Time	Opponent	Date	Time	Opponent	Date	Time	Opponent
Sept 6	12:30 pm	UC Saline	Sept 6	5:00 pm	BYB	Sept 6	7:00 pm	BYB
Sept 13	12:30 pm	Portland State	Sept 13	5:00 pm	Portland State	Sept 13	7:00 pm	BYB
Sept 20	12:30 pm	BYB	Sept 20	5:00 pm	BYB	Sept 20	7:00 pm	BYB
Sept 27	12:30 pm	BYB	Sept 27	5:00 pm	BYB	Sept 27	7:00 pm	BYB
Oct 4	12:30 pm	BYB	Oct 4	5:00 pm	BYB	Oct 4	7:00 pm	BYB
Oct 11	12:30 pm	BYB	Oct 11	5:00 pm	BYB	Oct 11	7:00 pm	BYB
Oct 18	12:30 pm	BYB	Oct 18	5:00 pm	BYB	Oct 18	7:00 pm	BYB
Oct 25	12:30 pm	BYB	Oct 25	5:00 pm	BYB	Oct 25	7:00 pm	BYB
Nov 1	12:30 pm	BYB	Nov 1	5:00 pm	BYB	Nov 1	7:00 pm	BYB
Nov 8	12:30 pm	BYB	Nov 8	5:00 pm	BYB	Nov 8	7:00 pm	BYB
Nov 15	12:30 pm	BYB	Nov 15	5:00 pm	BYB	Nov 15	7:00 pm	BYB
Nov 22	12:30 pm	BYB	Nov 22	5:00 pm	BYB	Nov 22	7:00 pm	BYB
Nov 29	12:30 pm	BYB	Nov 29	5:00 pm	BYB	Nov 29	7:00 pm	BYB
Dec 6	12:30 pm	BYB	Dec 6	5:00 pm	BYB	Dec 6	7:00 pm	BYB
Dec 13	12:30 pm	BYB	Dec 13	5:00 pm	BYB	Dec 13	7:00 pm	BYB
Dec 20	12:30 pm	BYB	Dec 20	5:00 pm	BYB	Dec 20	7:00 pm	BYB
Dec 27	12:30 pm	BYB	Dec 27	5:00 pm	BYB	Dec 27	7:00 pm	BYB
Jan 3	12:30 pm	BYB	Jan 3	5:00 pm	BYB	Jan 3	7:00 pm	BYB
Jan 10	12:30 pm	BYB	Jan 10	5:00 pm	BYB	Jan 10	7:00 pm	BYB
Jan 17	12:30 pm	BYB	Jan 17	5:00 pm	BYB	Jan 17	7:00 pm	BYB
Jan 24	12:30 pm	BYB	Jan 24	5:00 pm	BYB	Jan 24	7:00 pm	BYB
Jan 31	12:30 pm	BYB	Jan 31	5:00 pm	BYB	Jan 31	7:00 pm	BYB
Feb 7	12:30 pm	BYB	Feb 7	5:00 pm	BYB	Feb 7	7:00 pm	BYB
Feb 14	12:30 pm	BYB	Feb 14	5:00 pm	BYB	Feb 14	7:00 pm	BYB
Feb 21	12:30 pm	BYB	Feb 21	5:00 pm	BYB	Feb 21	7:00 pm	BYB
Feb 28	12:30 pm	BYB	Feb 28	5:00 pm	BYB	Feb 28	7:00 pm	BYB

WOMEN'S WILDCAT BASKETBALL		
Date	Time	Opponent
Nov 6	7:30 pm	Monticome
Nov 11	8:30 pm	at Chicago
Nov 28	8:00 pm	Liljeston
Dec 5	7:00 pm	Oelo
Dec 10	6:30 pm	at Huskies
Dec 18	7:15 pm	at Georgetown
Jan 3	8:30 pm	Mascouah
Jan 14	7:00 pm	at Libanon
Jan 21	7:30 pm	Hudson
Jan 30	6:30 pm	Chicago
Feb 10	8:15 pm	Georgetown
Feb 14	7:30 pm	at Mascouah
Feb 26	6:00 pm	at Oelo





## Tech Decals NEW

Ink-Itz™ are a fun way for your students and staff to show their school spirit! They are printed on a removable adhesive and can be adhered to a laptop, smart phone, keyboard, pop socket or any other hard surface.

Our standard Ink-Itz™ template comes with 12 die-cut stickers. If you want to create a more custom look, you can send us your mascot and/or logo and we will create a template with custom die shapes tailored to your brand.

# TICKETS

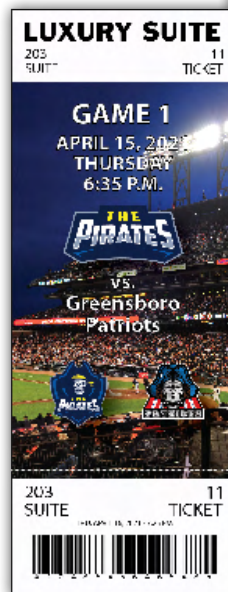


## Tickets

All our tickets are printed on a durable paper with a glossy finish. Sequential numbering can be added for your convenience. Add additional security features such as barcodes and holograms to increase security.

### Tickets we can provide for your college or university are:

- Commencement
- Sporting Events
- Athletic Banquets
- Theatrical Performances
- Concerts
- Festivals
- Fundrasing Events



"Credential" Style Ticket





# STUDENT I.D. LABELS

## Validator Stickers


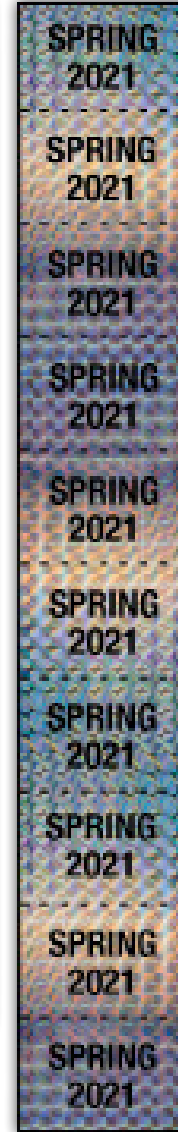
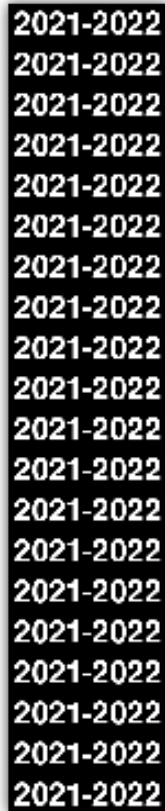
Validator stickers are a quick and efficient way to add expiration dates to Student ID's or any other items that require a notated time period. These stickers are offered in various sizes and can be customized to your specific needs.

Add one of our popular security features to create an anti-counterfeit validator. These stickers are printed on semi-destructible materials which make them non-transferable.

### Standard Sizes Available:

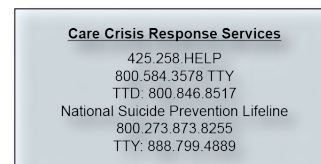
- VL-01: 1" x 1/4"
- VL-02: 1/2" x 1/2"
- VL-03: 3/4" x 1/2"
- VL-04: 1" x 1/2"
- VL-05: 1 1/2" x 1/2"
- VL-06: 3/4" x 3/4"
- VL-07: 1" x 3/4"

Or customize with any width and height!



## Crisis Decals

From ID cards to bathroom mirrors, these stickers can be placed anywhere on your campus to assure your staff and students have the information they need to get help in a crisis.





## Emergency Phone Labels

Emergency Phone labels are a great way to distribute emergency numbers, other important numbers and safety messages. They easily adhere to any surface and can be printed on various materials.

## Property ID Labels

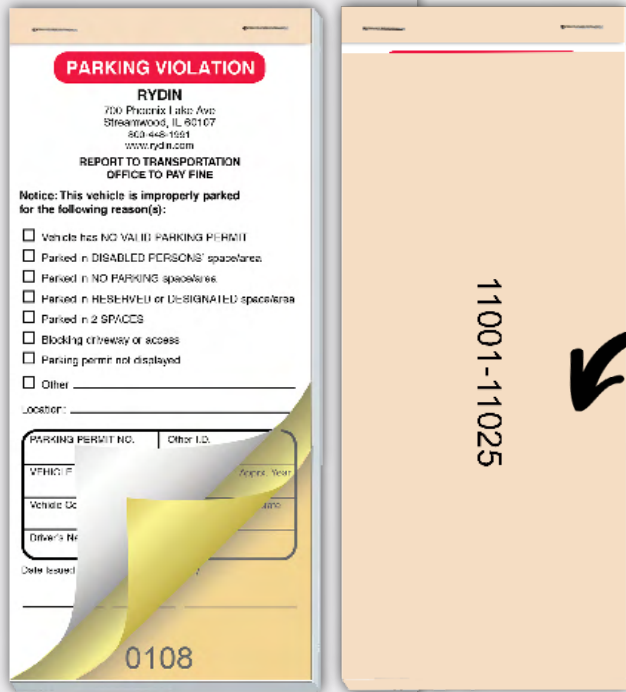
To protect your equipment from being stolen, property ID labels are a great asset for your college or university. You can customize these decals with your university or college's name, logo, phone number, address, scannable codes or sequential numbering. For added security, our ID labels can be printed on a semi-destructible material that will deter students from removing the label from your equipment.



### White Void

This makes it very difficult to remove the property ID labels without destroying it. It is intended for a single use only. It has special adhesive on the back that if removal of the label is attempted, the word "VOID" will appear repeatedly across the surface it's adhered to.





### Non-Carbon Receipts

Keep record of parking violations with our non-carbon receipts. Tear off the first copy for your records and issue the hard copy to the violator. These are sequentially numbered making record keeping a simple process. All layers will have the exact same text printed on them.

### Book Binding

Citation books can be either bound with glue or staples into packs of 25 with wrap-around covers.

**Wrap-Around Covers** can be used to separate tickets and prevent writing on the next ticket. Keeping your non-carbon receipts bound adds convenience and organization to the citation process.

### Enforcement Decals

Our enforcement decals are a great way to enforce compliance. They can be printed on various materials and customized with your message of choice.



### Popular Enforcement Decals Include:

- Video Surveillance
- No Trespassing
- No Smoking
- No Weapons



### Handicap Hang Tags

Our handicap hang tags can be printed in any size and on various composite materials. A hologram can be added anywhere on the tag for extra security.



### Abrasive Ink

This coating allows you to write with multiple pen inks on your permit. The large white space allows you to easily identify your permit from afar and gather the data needed for identification.





## Front Vanity License Plate

Front vanity plates are perfect for colleges and universities in specific states that don't require a front license plate. When a vehicle is backed into a parking spot, these 12" by 6" plates help your campus security easily identify who belongs in your authorized parking areas.



For added security, you can print these license plates on our reflective material. This material is highly visible at night with a quick hit of a flashlight or headlights.



## RFID Permits

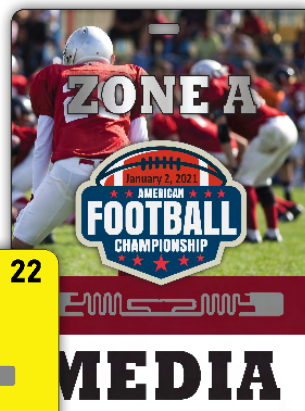
RFID stands for Radio Frequency Identification. It uses radio waves to communicate information that uniquely identifies an object. That information is encoded to a chip that is connected to an antenna, and these two components together are called an inlay.

The inlay is affixed to your parking permit and encoded with the unique permit number.

## Do you already have an existing RFID system in place?

If so, can you confirm it works in the ultra-high frequency range (UHF - 860 to 960 MHz) and conforms to ISO-18000-6C (formally EPC Gen2) protocol? There are many different types of RFID, all operating in different frequency ranges.

Rydin produces ISO-18000-6C (UHF EPC Gen2) compliant permits. If your existing system is ISO-18000-6C, we'd be thrilled to offer you some free test samples. We'd also love to get some samples from you, as well.



## WHY CHOOSE RYDIN?



**ONE YEAR WARRANTY**  
WE STAND BEHIND OUR PRODUCTS.



**ON-TIME DELIVERY**  
YOUR ORDER WILL BE SHIPPED ON-TIME EVERY TIME.



**100% SATISFACTION GUARANTEE**



**CUSTOMER FOCUSED**  
WE MAKE OUR CLIENTS THE PRIORITY AND PUT THEIR NEEDS IN FRONT OF OURS.



**MADE IN THE U.S.A**





## Managing your parking program is exhausting.

Sit back, relax. Let our software do all the work for you.

Now you can control all of your important parking information from a smartphone, tablet or desktop computer with our easy to use all-in-one parking management solution, Rydin PermitExpress®.



### With Rydin PermitExpress® you can:

- Incorporate our cloud-based system into your current administration.
- Utilize data in real-time to monitor, update and search your information.
- Create powerful reporting to create efficiencies within your department.
- Easily customize your registration process, including convenient on-line payment.
- Track and monetize citations.
- Revolutionize parking management safely and effectively at your facility!

## How Rydin PermitExpress® Works:



### Online Registration

Rydin will help you create an online permit registration site (web portal) that will look like a natural extension of your institution's existing website and branding, and work with you to control access to this portal. Then sit back as the drivers keystroke their own registration information, and watch permit orders flow into your administrative database in real time.



### Distribution & Payments

You can still choose to collect cash and check payments in person, and distribute the permits yourself – many institutions still do this, especially if they need to physically verify any credentials.



Or, Rydin can help create an E-commerce account for you, so drivers could pay online using a debit or credit card, and mail the permits directly to the them! The driver could even receive a temporary permit via email at the end of the online registration to use while waiting for the real permit to arrive in the mail.



### Citations

If you use Citations to get your students and staff to comply with your parking policies, you can access their information from a hand-held device using our free Rydin PermitExpress®

(RPE) Mobile App. Search by license plate to determine if the vehicle is associated with a permit registration. You can also take a photograph of the infraction, which are date and time stamped.



Once word gets around that your team is using technology to track permit registrations and issue citations, driver behavior will start to change - increased compliance with your parking policies!



## Your Permits Delivered as Easy as 1-2-3!



The most important aspect of any parking permit fulfillment program is getting the right permits into the recipients' hands on time.

Distributing parking permits to your students is a time-consuming and tedious task. Optimize your staff's time and eliminate low-value tasks with Rydin Distribution Services.



Our experts will prepare your parking permits and any other inserts, mail them directly to your community members and get them to your residents on time.



## How Rydin Can Help You Streamline Your Permit Distribution Process:

1

### Forward Permit and Mailing Data to Rydin

Simply upload a CSV file with residents names, mailing addresses and permit types to our secure FTP site.

Our expert Data Processing Team is automatically notified and will begin preparing your files for processing your order.

2

### Parking Permit Packets Are Prepared for Mailing

Our team will collate each parking permit into a #10 envelope along with an introduction letter. You can choose to include other important literature such as:

- News & Updates
- Frequently Asked Questions
- Parking Rules
- Holiday Parking

Orders are processed and typically in the mail within 48 hours unless an exact mailing date is provided with your order.

3

### Permits Are Delivered to Your Staff and Students

The parking permits are sent directly to your students and staff.

You will receive an updated database that indicates who received which permit number and when their packet was sent to them.

**This hands-free approach makes it easy!**



To learn more, visit us at:  
[www.rydin.com](http://www.rydin.com)

# RYDIN

700 Phoenix Lake Ave.  
Streamwood, IL 60107  
Toll Free: (800) 448-1991  
Fax: (630) 483-9281

